



courses.flowerduet.com

casey@flowerduet.com | 310-792-4968

FLORAL WORKSHOPS

Winter Solstice Wreaths

Tools & Supplies:

- 16-inch Wire Wreath Form (4 rings)
- 26-gauge Paddle Wire (24-gauge is okay, too)
- Floral Bunch Cutters
- 6 - Floral Picks (for Ilex & Limonium)
- 2-3 Green Chenille Stems (for attaching cinnamon sticks or to create a wall hanger)
- Vials (optional)

Where to purchase floral supplies:

- [Save-On-Crafts.com](https://www.save-on-crafts.com)
- [Amazon.com](https://www.amazon.com)
- Local Wholesale Floral Suppliers
- Michaels Craft Stores
- Joann Fabric and Craft Store


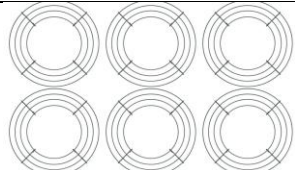

Where to purchase fresh wholesale and retail flowers:

- Local farmers listings here: [SlowFlowers.com](https://www.slowflowers.com)
- Local grocery stores
- National large box stores
- Local floral wholesalers
- Local florists
- Local nurseries that feature indoor plants



Flower Recipe

- 5-6 Noble Fir Tips Branches – separated into 40 mini stems of about 10-12 inches long
- 2-3 Cedar Branches – separated into 30 mini stems of about 8-10 inches long
- 1-2 Juniper Berry Branches – separated into about 15 mini stems about 5-6 inches long
- Ilex Berries – Break up into small stems and pick with floral picks
- 9 small Pinecones – wire with paddle wire

Paddle Wire	Wreath Forms	Floral Picks
26-Gauge is best. Do not cut the wire until your wreath is complete.	16-inch wreath form will increase to 26-28 -inch in diameter with greenery added.	Use copper wire to attach small stems in order to stick into the pre-made wreath *Break up Ilex into smaller stems and then group them with a pick
		

Flowers & Greenery for this Design



Noble Fir



Juniper



Cedar



Ilex



White Limonium



Pinecones